



1 **EC - TYPE EXAMINATION CERTIFICATE**

2 **Component Intended for use on/in an Equipment or Protective System**
3 **Intended for use in Potentially Explosive Atmospheres - Directive 94/9/EC**

4 EC - Type Examination Certificate Number: **Baseefa10ATEX0051U**

5 Component: **Type TX 3705.** Connectors**

6 Manufacturer: **Trolex Limited**

7 Address: **10a Newby Road, Hazel Grove, Stockport, Cheshire, SK7 5DY**

8 This component and any acceptable variation thereto is specified in the schedule to this certificate and the documents therein referred to.

9 Baseefa, Notified Body number 1180, in accordance with Article 9 of the Council Directive 94/9/EC of 23 March 1994, certifies that this component has been found to comply with the Essential Health and Safety Requirements relating to the design and construction of components intended for use in potentially explosive atmospheres given in Annex II to the Directive.

The examination and test results are recorded in confidential Report No. **GB/BAS/ExTR10.0028/00**

10 Compliance with the Essential Health and Safety Requirements has been assured by compliance with:

EN 60079-0: 2009
EN 60079-1: 2007

except in respect of those requirements listed at item 18 of the Schedule.

11 The sign "U" is placed after the certificate number. It indicates that this certificate must not be mistaken for a certificate intended for an equipment or protective system. This partial certification may be used as a basis for certification of an equipment or protective system.

12 This EC - TYPE EXAMINATION CERTIFICATE relates only to the design and construction of the specified Component. Further requirements of the Directive apply to the manufacturing process and supply of this component. These are not covered by this certificate.

13 The marking of the component shall include the following :

⊕ I M2 Exd I Mb and/or ⊕ II 2G Exd IIB Gb

This certificate may only be reproduced in its entirety, without any change, schedule included.

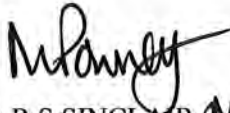
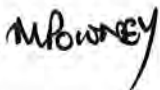
Baseefa Customer Reference No. **1159**

Project File No. **09/0758**

This certificate is granted subject to the general terms and conditions of Baseefa. It does not necessarily indicate that the equipment may be used in particular industries or circumstances.

Baseefa

Rockhead Business Park, Staden Lane,
Buxton, Derbyshire SK17 9RZ
Telephone +44 (0) 1298 766600 Fax +44 (0) 1298 766601
e-mail info@baseefa.com web site www.baseefa.com
Baseefa is a trading name of Baseefa Ltd
Registered in England No. 4305578. Registered address as above.


R S SINCLAIR 
DIRECTOR
On behalf of
Baseefa

Re-issued 22nd November 2011 to replace original



13

Schedule

14

Certificate Number Baseefa10ATEX0051U

15 Description of Component

Type TX3705.SS Socket, rated at up to 240V a.c. or 300V d.c., 25A per pin with a maximum through current of 100A. The assembly of the brass or stainless steel socket body and the cover shell is fitted with an insulating bushing insert which may be fitted with 26 or 37 tube or pin type electrical connectors. An internal and an external earth connection are provided. The assembly is held together using grade A2-70 min. socket cap head screws.

Cable entry holes are provided as specified on the certified drawings for the accommodation of flameproof cable entry devices, with or without the interposition of a flameproof thread adapter. Unused entries are to be fitted with certified flameproof stopping plugs.

The cable entry devices, thread adapters and stopping plugs shall be suitable for the equipment, the cable and the conditions of use and shall be certified as Equipment (not a Component).

Additionally, the cable entry device and cabling methods used in service must be suitable for their intended duty and the special types of cable when used in Group I mining applications.

Variation 0.1

Fitting of a brass or stainless steel socket blanking cover for attachment to a disconnected socket. The cover is retained with two socket head cap screws.

Variation 0.2

Omission of the cover shell. The cavity at the rear of the socket may be filled with encapsulant. The unit formed by this variation is designated as the **Type TX3705.S Socket**.

Variation 0.3

Type TX3705.PS Cable Mounted Plug, rated at up to 240V a.c. or 300V d.c., 25A per pin with a maximum through current of 100A. The assembly of the brass or stainless steel plug body and the cover shell is fitted with an insulating bushing insert which may be fitted with 26 or 37 tube or pin type electrical connectors. An internal and an external earth connection are provided.

Cable entry holes are provided as specified on the certified drawings for the accommodation of flameproof cable entry devices, with or without the interposition of a flameproof thread adapter. Unused entries are to be fitted with certified flameproof stopping plugs.

The cable entry devices, thread adapters and stopping plugs shall be suitable for the equipment, the cable and the conditions of use and shall be certified as Equipment (not a Component).

Additionally, the cable entry device and cabling methods used in service must be suitable for their intended duty and the special types of cable when used in Group I mining applications.

Variation 0.4

Fitting of a brass or stainless steel plug blanking cover for attachment to a disconnected plug. The cover is retained with two socket head cap screws.

Variation 0.5

Fitting of a stainless steel lanyard to retain a blanking cover for convenient use.



16 Report Number

Baseefa Certification Report GB/BAS/ExTR10.0028/00

17 Schedule of Limitations

1. The socket TX3705.S formed by Variation 0.2 is to be mounted in the wall of an appropriate flameproof enclosure with an interface as shown on the drawings listed below.
2. The sockets are to be used in conjunction with a plug as Certificate Baseefa10ATEX0051U or a blanking plug as covered by Certificate Baseefa10ATEX0051U.
3. When a socket is not fitted with a plug or a blanking cover all the electrical circuits in the associated flameproof enclosure must be de-energized.
- 4) The maximum flamepath gaps shall not exceed 0.2 mm, as on the drawings below.
5. The ambient temperature a range is -20°C to +55°C.

18 Essential Health and Safety Requirements

All relevant Essential Health and Safety Requirements are covered by the standards listed at item 9.

19 Drawings and Documents

Number	Issue	Date	Description
P3705-20**	A	12/07/10	TX3705 Connectors – General Arrangement.
P3705-20-01**	A	18/05/10	TX3705 Component Details
P3705.21**	A	19/08/10	TX3705 Label Details
P3705-20-02**	A	12/07/2010	TX3705 Plug & Socket Blanks

** Drawings are common to IECEx BAS 10.0018U, IECEx BAS 10.0019X, Baseefa10ATEX0051U, and Baseefa10ATEX0052X and are held with IECEx BAS 10.0018U.



1 **SUPPLEMENTARY EC - TYPE EXAMINATION CERTIFICATE**

2 **Component Intended for use on/in an Equipment**
Intended for use in Potentially Explosive Atmospheres - Directive 94/9/EC

3 Supplementary EC - Type Examination Certificate Number: **Baseefa10ATEX0051U/1**

4 Component: **Type TX 3705.** Connectors**

5 Manufacturer: **Trolex Limited**

6 Address: **10a Newby Road, Hazel Grove, Stockport, Cheshire, SK7 5DY**

7 This supplementary certificate extends EC - Type Examination Certificate No. **Baseefa10ATEX0051U** to apply to components designed and constructed in accordance with the specification set out in the Schedule of the said certificate but having any variations specified in the Schedule attached to this certificate and the documents therein referred to.

This supplementary certificate shall be held with the original certificate.

This certificate may only be reproduced in its entirety, without any change, schedule included.

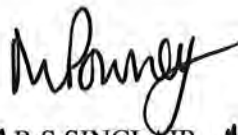
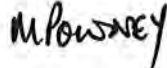
Baseefa Customer Reference No. **1159**

Project File No. **11/0920**

This certificate is granted subject to the general terms and conditions of Baseefa. It does not necessarily indicate that the equipment may be used in particular industries or circumstances.

Baseefa

Rockhead Business Park, Staden Lane,
Buxton, Derbyshire SK17 9RZ
Telephone +44 (0) 1298 766600 Fax +44 (0) 1298 766601
e-mail info@baseefa.com web site www.baseefa.com
Baseefa is a trading name of Baseefa Ltd
Registered in England No. 4305578. Registered address as above.


R S SINCLAIR 
DIRECTOR
On behalf of
Baseefa



13

Schedule

14

Certificate Number Baseefa10ATEX0051U/1

15

Description of the variation to the Component

Variation 1.1

To permit an alternative cable entry size of M40 and minor corrections to drawings.

16

Report Number

IECEX BAS/ExTR 11.0303/00

17

Schedule of Limitations

None.

18

Essential Health and Safety Requirements

Compliance with the Essential Health and Safety Requirements is not affected by this variation.

19

Drawings and Documents

Number	Issue	Date	Description
P3705-20	C	14.11.11	TX3705 Connectors – General Arrangement.
P3705-20-01	B	14.11.11	TX3705 Component Details
P3705.21	B	16.11.11	TX3705 Label Details

These drawings are common to IECEX BAS 10.0018U, IECEX BAS 10.0019X, Baseefa10ATEX0051U, and Baseefa10ATEX0052X and are held with IECEX BAS 10.0018U.

1 SUPPLEMENTARY EC - TYPE EXAMINATION CERTIFICATE

**2 Component Intended for use on/in an Equipment
Intended for use in Potentially Explosive Atmospheres - Directive 94/9/EC**

3 Supplementary EC - Type Examination Certificate Number: Baseefa10ATEX0051U/2

4 Component: Type TX 3705. Connectors**

5 Manufacturer: Trolex Limited

6 Address: 10a Newby Road, Hazel Grove. Stockport, Cheshire, SK7 5DY

7 This supplementary certificate extends EC - Type Examination Certificate No. Baseefa10ATEX0049U to apply to components designed and constructed in accordance with the specification set out in the Schedule of the said certificate but having any variations specified in the Schedule attached to this certificate and the documents therein referred to.

8 Item 9 of the original Certificate is replaced by "Compliance with the Essential Health and Safety Requirements has been assured by compliance with:

EN: 60079-0: 2012 + A11: 2013 EN 60079-1: 2014

except in respect of those requirements listed at item 18 of the Schedule."

9 The marking of the equipment has changed from the original Certificate and shall include the following:

⊕ I M2 Ex db I Mb and/or ⊕ II 2G Ex db IIB Gb

This certificate shall be held with the original certificate.

Baseefa Customer Reference No. **1159**

Project File No. **14/0858**

This document is issued by the Company subject to its General Conditions for Certification Services accessible at <http://www.sgs.com/en/Terms-and-Conditions.aspx> and the Supplementary Terms and Conditions accessible at <http://www.baseefa.com/terms-and-conditions.asp>. Attention is drawn to the limitation of liability, indemnification and jurisdiction issues defined therein. Any holder of this document is advised that information contained herein reflects the Company's findings at the time of its intervention only and within the limits of Client's instructions, if any. It does not necessarily indicate that the equipment may be used in particular industries or circumstances. The Company's sole responsibility is to its Client and this document does not exonerate parties to a transaction from exercising all their rights and obligations under the transaction documents. This document cannot be reproduced except in full, schedule included, without prior written approval of the Company. Any unauthorized alteration, forgery or falsification of the content or appearance of this document is unlawful and offenders may be prosecuted to the fullest extent of the law.

SGS Baseefa Limited


Rockhead Business Park, Staden Lane,
Buxton, Derbyshire SK17 9RZ

Telephone +44 (0) 1298 766600 Fax +44 (0) 1298 766601

e-mail info@baseefa.com web site www.baseefa.com

Registered in England No. 4305578.

Registered address: Rossmore Business Park, Ellesmere Port, Cheshire, CH65 3EN



**R S SINCLAIR
GENERAL MANAGER**

On behalf of SGS Baseefa Limited

13

Schedule

14

Certificate Number Baseefa10ATEX0051U/2

15 Description of the variation to the Component

Variation 2.1

To confirm that the component covered by this certificate has been reviewed against the requirements of EN 60079-0: 2012 + A11: 2013 and EN 60079-1: 2014 in respect of the differences from the standards to which this certificate was issued.

16 Report Number

Baseefa Certification Report GB/BAS/ExTR15.0016/00 held with IECEx BAS 10.0018U.

17 Schedule of Limitations

None additional to those listed previously.

18 Essential Health and Safety Requirements

Compliance with the Essential Health and Safety Requirements is not affected by this variation.

19 Drawings and Documents

Number	Sheets	Issue	Date	Description
P3705-20	1 of 1	D	02/02/15	General Arrangement
P3705.21	1 of 1	C	07/01/15	Label Details (IECEx & ATEX)
P3705-20-01	1 of 1	C	02/02/15	Component Details
P3705-20-02	1 of 1	B	02/02/15	Component Details Plug & Socket Blanks

These drawings are common to Baseefa10ATEX0051U, Baseefa10ATEX0052X, IECEx BAS 10.0019X and IECEx BAS 10.0018U and are held with the latter.